


**Mark new holes on original bracket
(new foam already glued on).**



Drill and countersink new holes.






Use two $8/32 \times 1 \frac{3}{4}$ inch long
beveled screws


Two $5/16$ " long #8 spacers

Stock Dayton 4M070 Motor



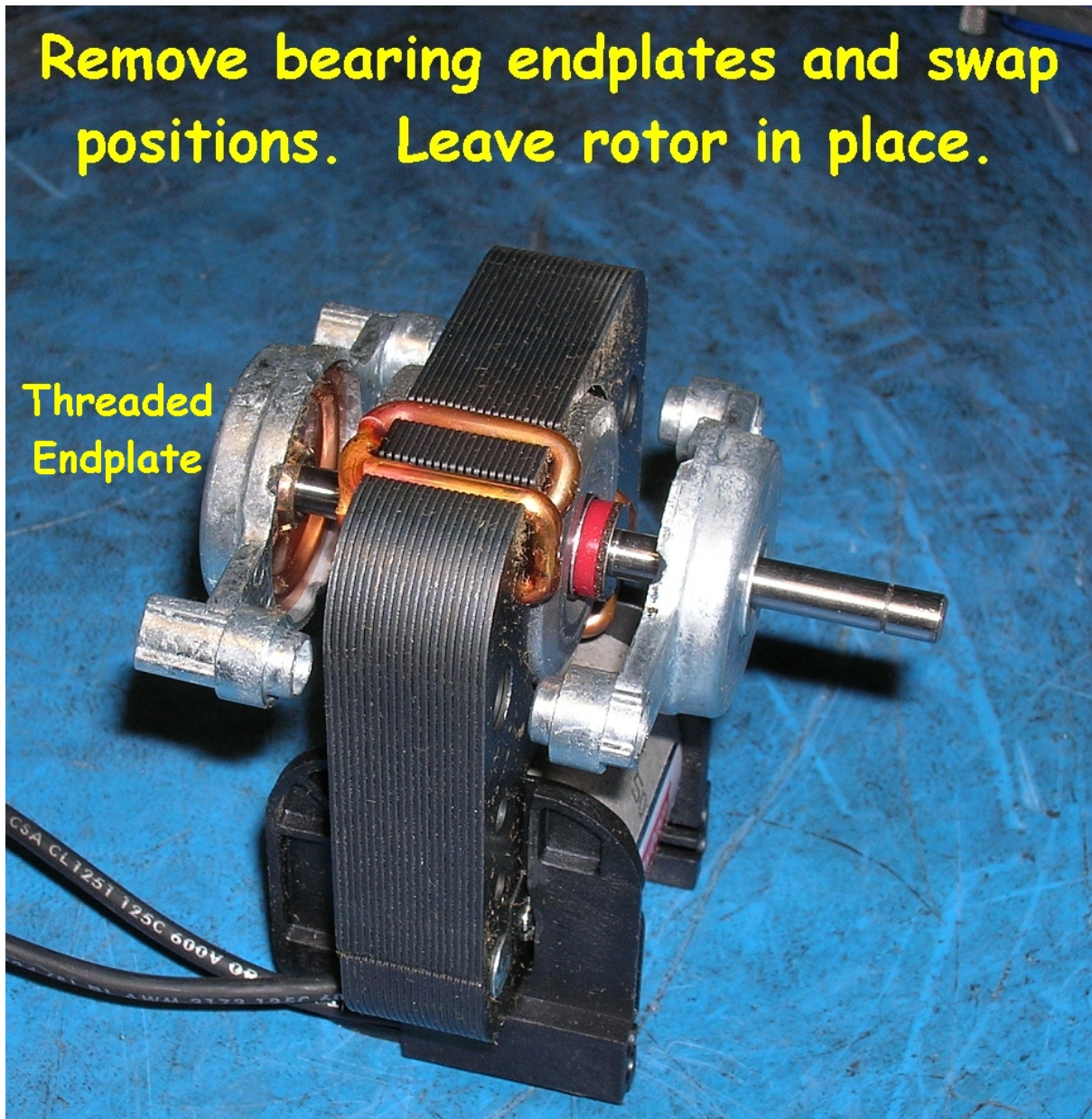
Threaded
Endplate


Remove screws and gently loosen bearing endplates.



Remove bearing endplates and swap positions. Leave rotor in place.

Threaded Endplate





Above photo shows 2" long screws, OK for 99, 91B.

The 87A blower needs shorter 1 $\frac{3}{4}$ " screws and Dayton 4M071D (230vac) motor.